

Yarra Ranges Council



Recycling and Waste Guide 2023



Acknowledgement of Country

Yarra Ranges Council acknowledges the Wurundjeri and other Kulin Nations as the Traditional Owners and Custodians of these lands. We pay our respects to all Elders, past, present and emerging, who have been, and always will be, integral to the story of our region. We proudly share custodianship to care for Country together.

Our Vision

Whether you live here or visit, you will see how much we value our natural beauty, how connected our communities are, and how balanced growth makes this the best place in the world.



Prior to the introduction of FOGO bins, the contents of the average rubbish bin in Yarra Ranges was made up of 45% food waste.

By using your FOGO bin, food and garden waste can be used to create compost for gardens and farms. This reduces the amount of waste we send to landfill and lowers greenhouse emissions.



Why Waste It?

A new Food Organics and Garden Organics (FOGO) collection will make it easier than ever to reduce waste and stop valuable material going to landfill.

From 2 October 2023, garden clippings and food scraps, including meat and bones, will go in your lime green lidded FOGO bin.

The bin will be collected weekly and turned into compost to help reduce the production of harmful greenhouse gases.

The change is part of the Victorian State Government's Circular Economy Policy. The policy aims to reduce waste going to landfill in Victoria by 2030.

We only get one planet, why waste it? Use the FOGO bin and play your part in reducing harmful greenhouse gases.

From scraps to soil

Garden clippings and food scraps collected in FOGO bins will be taken to a composting facility, where it will be processed to create nutrient-rich material.

This compost will then be used to improve soil on farms and gardens. Some of this will help grow food, the scraps of which will become compost again through FOGO collections.

By using the new FOGO bin from October, we can keep food scraps out of landfill and send them to where they can be re-used.



Food Organics and Garden Organics (FOGO)

Collected WEEKLY

The Food Organics and Garden Organics (FOGO) bin is for all your food and garden waste. The contents of this bin will be processed into compost that can be used in gardens and farms.

Items that can go into your FOGO bin include:

- ✔ Council-provided compostable caddy liners that are bright green in colour and marked with the Australian Standard AS4736
- ✔ Food peelings, leftovers
- ✔ Human and pet hair
- ✔ Disposable wooden cutlery, chopsticks and coffee stirrers
- ✔ Wooden items - toothpicks, skewers, icy pole sticks
- ✔ Meat and bones (raw and cooked), eggs, dairy
- ✔ Seafood and soft shells (prawn, lobster)
- ✔ Bread, pasta, rice, cereal
- ✔ Loose tea leaves, coffee grounds
- ✔ Tissues, paper towel, paper napkins
- ✔ Newspaper (when used to line caddy)
- ✔ Nuts, grains, seeds
- ✔ Desserts, pastries, cakes
- ✔ Leaves and grass clippings
- ✔ Small branches and logs (up to 10cm diameter and 40cm length)
- ✔ Sticks and twigs
- ✔ Weeds and flowers.

Items that can't go into your FOGO bin include:

- ✘ Compostable liners that don't meet both the Australian Standard AS4736 and not bright green in colour
- ✘ Food packaging (including compostable/biodegradable packets), stickers, elastic bands, cling wrap
- ✘ Plastic items and plastic bags
- ✘ Nappies and sanitary items and wipes, including those labelled as biodegradable or compostable
- ✘ Animal waste and kitty litter
- ✘ Textiles and fabric, including natural fibres
- ✘ Hard seafood shells, including oyster and clam shells
- ✘ Liquids, including cooking oil and milk
- ✘ Teabags, coffee pods
- ✘ Treated and painted timber
- ✘ Ash, rocks, soil
- ✘ Bricks and building materials
- ✘ Metals and wire
- ✘ Garden items such as plant pots, gardening tools, garden hoses.



FOGO Tips and Tricks

Using your FOGO kitchen caddy

- Place your FOGO bin out for collection WEEKLY on your nominated day.
- Place a Council-provided caddy liner into your kitchen caddy, or use paper towel, newspaper or no liner at all.
- Don't have a kitchen caddy? You can use any container, e.g. ice-cream tub.
- Keep your caddy in a handy location in your kitchen for easy access.
- Add your food waste to your caddy – check the items with a green tick on page 4 for what you can put in.
- Every 2-3 days or when full, place the caddy contents into your lime-green lidded FOGO bin.
- Rinse your caddy and add a new liner. A sprinkle of bicarbonate soda will help to eliminate any odours.

Tips for keeping your FOGO bin and kitchen caddy clean

- To reduce odours, wrap meat, fish and bones or store in a container, and place in freezer until bin collection day.
- Keep your FOGO bin in a shady location, particularly during summer.
- Rinse out your wheelie bin after collection. Use a broom to remove any waste stuck to the side or bottom.
- Use the Council-provided compostable liners, newspaper or paper towel to line your caddy before using it to collect food waste or wash after use.
- Avoid adding liquids to your caddy to prevent liners from breaking.

Preparing for bushfire season? Don't burn it, BIN IT!

- Placing leaves, sticks and branches into your FOGO bin for collection each week will help to reduce bushfire fuel on your property and prepare for bushfire season.
- Using your FOGO bin each week is a great alternative to burning off, reducing smoke in your neighbourhood, and reusing the material to create compost.





Recycling

Collected **FORTNIGHTLY** on alternating week to your rubbish bin

Items that can go into your recycling bin include:

- ✓ Cardboard, pizza boxes, cardboard takeaway containers, egg cartons
- ✓ Newspapers, magazines, paper, envelopes (including with windows)
- ✓ Plastic bottles (with lids), containers, trays, jars (Codes 1,2,5)
- ✓ Glass bottles, jars and lids
- ✓ Steel cans, empty aerosol cans, aluminium cans, clean aluminium foil (scrunched into a ball at least golf ball sized), pie trays
- ✓ Paint tins – ensure they are dry and empty

These items may come from your kitchen (food packaging), bathroom (medicine bottles, makeup jars), laundry (cleaning product bottles) or shed (cardboard boxes, paint tins).

Please ensure that all items are emptied of their contents and placed loose into your bin, not in plastic bags.

Items that can't go into your recycling bin include:

- ✗ Plastic bags, pouches and soft plastic wrapping
- ✗ Food or garden waste
- ✗ Waxed cardboard
- ✗ UHT/tetrapak containers – e.g. milk, soup, juice, small juice boxes
- ✗ Anything with a plug, cord or battery
- ✗ Batteries of any kind
- ✗ Polystyrene, foam meat trays
- ✗ Glassware, crockery, pyrex, light bulbs, window glass or mirrors
- ✗ Rubbish, nappies
- ✗ DVD/CD discs
- ✗ Gas cylinders
- ✗ Printer cartridges
- ✗ Coffee cups or lids
- ✗ Syringes
- ✗ Shredded paper



Recycle your bottles and cans with the Container Deposit Scheme!

A Container Deposit Scheme begins in Victoria in November 2023. Return your drink containers to designated locations to receive a 10-cent refund. For more information, go to <https://cdsvic.org.au/>



Rubbish

Collected **FORTNIGHTLY** on alternating week to your recycling bin

Use your rubbish bin to dispose of materials that cannot be recycled or composted. Remember to bag or wrap all your rubbish. On collection day, do not put rubbish on top of or beside your bin and make sure you can close the bin lid.

Items that can go into your rubbish bin include:

- ✓ Household waste
- ✓ Polystyrene
- ✓ Foam trays
- ✓ Plastic packaging including food wrappers, cling film
- ✓ Nappies and personal sanitary items
- ✓ Glassware, window glass, mirrors & pyrex
- ✓ Coffee cups and lids
- ✓ UHT/tetrapak containers – e.g. milk, soup, juice, small juice boxes
- ✓ Animal waste and kitty litter.

Items that can't go into your rubbish bin include:

- ✗ Food and garden waste
- ✗ Anything with a plug, cord or battery
- ✗ Batteries
- ✗ Recyclables
- ✗ Bricks, building and renovation materials
- ✗ Paint, pesticides, oils or solvents
- ✗ Syringes and hazardous materials.

To help reduce your rubbish, try these tips:



- Choose reusable items over single-use ones.
- Purchase items with minimal packaging or in bulk.
- Repair, repurpose, donate or sell items.
- Properly dispose of E-waste and chemicals – see page 12.

See the A-Z guide to Waste and Recycling on page 14-15 for more information on how to dispose of waste correctly.





Using your bin service correctly



Do not overload your bin - the maximum weight trucks can collect is 75kg.

- Items in your rubbish bin must be bagged.
- Items in your recycling bin must be loose.
- Items in your FOGO bin can go in loose, wrapped in paper or bagged in the Council supplied caddy liners – do not use any other type of bag.

Collection points are used where terrain is inaccessible or unsafe for trucks to empty bins from properties. Collection points are agreed to by affected residents and council.



FOGO bin

Collected weekly



Recycle bin

Collected fortnightly on alternating week to your rubbish bin



Rubbish bin

Collected fortnightly on alternating week to your recycling bin



Bundled branches

Twice a year, we offer a special collection for your bundled branches, from January to March and then November to December.

These materials are important to dispose of as part of your preparation for the fire season.



To find your specific collection dates, please go to www.yarraranges.vic.gov.au/Environment/Waste/Find-your-waste-and-burning-off-dates



- ✓ Branches should be tied so they can be safely and easily lifted by a person into the collection vehicle.
- ✓ Branches should be maximum of 1.5 meters in length and have a maximum diameter of 200mm.
- ✓ Tie branches less than 75mm in diameter into bundles using non-plastic string like jute twine (available from hardware stores).
- ✓ Tree limbs between 75-200mm in diameter can be placed individually - straight, clean, with side branches removed.



- ✗ Timber
- ✗ Stumps, roots, soil
- ✗ Untied small branches
- ✗ Large tree limbs
- ✗ Branches with nails or wire
- ✗ Bamboo, creepers, vines, palm trees, soft plants, rose bushes, thorny plants, weeds, grass clippings, or leaves – these can go into your FOGO bin.

If your bundled branches haven't been collected by the end of your collection week, please notify Council by 5pm on the following Friday at **1300 368 333**. Late notification will result in non-collection.

Place your bundled branches on the nature strip by Sunday evening at the start of your collection week, no more than one week in advance. If your bins are normally collected from a collection point, leave your bundled branches at that location.

Non-household properties such as businesses, schools and community groups are not eligible for bundled branch collections.



Hard waste

Once per year between January and March



To find your specific collection dates, please go to www.yarraranges.vic.gov.au/Environment/Waste/Find-your-waste-and-burning-off-dates

- Maximum 3 cubic meters of hard waste per household (except metal can be unlimited)
- Items no longer than 1.5m in length and a maximum of 50kg in weight.
- Please place your items out no more than one week before your collection week.
- If your bins are collected from a collection point, leave your hard waste at this location.
- Ensure clear access for collection vehicles during the collection week.
- Vacant blocks, properties without a bin collection, and non-residential properties such as businesses, schools and community groups are not eligible for a hard waste collection.

Items accepted for hard waste collection include:

Will be recycled

- ✓ TVs and computer's
- ✓ Mattresses
- ✓ E-waste items
- ✓ Metals, white goods (remove fridge doors)
- ✓ Bundled Branches.

Will go to landfill

- ✓ Window glass, mirror's, shower screens (must be wrapped and label as 'glass')
- ✓ Carpet (rolled)
- ✓ Furniture items
- ✓ Timber (up to 10 pieces, no fencing)
- ✓ Large household items too big for rubbish bin.

Items not accepted for hard waste collection include:

- ✗ Industrial, business or commercial waste
- ✗ Car batteries, tyres, suspension springs or engines
- ✗ Household rubbish or recyclables small enough to fit in your bin – place into your rubbish bin or recycling or collection
- ✗ Polystyrene
- ✗ Chemicals, liquids, paints, oil, fluids, gas cylinders, fuel, water tanks
- ✗ Bricks, rubble, excavated materials, concrete, soil, building renovation materials, lino, cement sheeting, asbestos
- ✗ Dangerous items such as barbed wire or unwrapped/broken glass.

If your hard waste has not been collected by the end of your collection week, please notify Council by 5pm on the following Friday on 1300 368 333. Late notification will result in non-collection.

Can you sell, donate, repair or reuse your item instead of putting it on hard waste?

How to dispose of items that can't go into your bins



Electronic Waste (E-waste)

Electronic waste (or 'e-waste') is any item with a power cord or battery.

E-waste cannot be placed into any bin. It can be disposed for free using your annual hard waste collection or taken to a waste transfer station for disposal (a small fee may apply).

Some examples of e-waste

In the kitchen – blender, toaster, kettle, electric knife, radio.

In the lounge room – pedestal fan, remote control, playstation, light fittings.

In the kids' room – clock, talking toy, remote control car, tablet, reading light.

In the bathroom – electric toothbrush, electric shaver, hair dryer, hair straightener.



Batteries

Batteries should never be placed into your council bins, as they can start fires in collection trucks and leach harmful chemicals into the environment.

Batteries, including AAA, AA, C, D, 9V, laptop, phone and tool batteries can be taken to Aldi, Woolworths, Officeworks and Bunnings stores for recycling. For more information on the types of batteries accepted by each store, please visit the store website.

Car battery disposal is available at Recovery and Waste Transfer Stations (see page 13).

95% of battery components can be reused if recycled!

Detox Your Home



Chemicals should never be placed into your rubbish bin or on your nature strip for hard rubbish collection.

Council and Sustainability Victoria partner each year to provide free 'Detox Your Home' collections for the safe disposal of household chemicals.

For more information on chemicals accepted by Detox Your Home and upcoming collection days and locations, go to www.sustainability.vic.gov.au/detoxyourhome



Detox Your Home accepts household cleaners, nail polish remover, fire extinguishers, garden fertilisers, herbicides, insect sprays, pool chemicals, coolant, machine oil and paint thinners.



Recovery and waste transfer stations

Recovery and Waste Transfer Stations accept a range of items for recycling and disposal, including bulky items such as couches and white goods and many hazardous and difficult to recycle items. Fees apply for some items.

Some transfer stations have a second-hand goods store where items can be purchased for reuse.

All transfer stations within Yarra Ranges are privately operated facilities.

For information on accepted items, prices and open hours, contact the transfer station directly or visit their website.

Coldstream Recycling and Waste Transfer Station

Ingram Rd & Leonard Rd Coldstream
9739 1227 | www.yrrs.com.au

Operated by Yarra Ranges Recycling Services

Wesburn Recycling and Waste Transfer Station

689 Old Warburton Rd Wesburn
5967 1732 | www.yrrs.com.au

Operated by Yarra Ranges Recycling Services

Montrose Transfer Station

69-71 Canterbury Rd Montrose
1800 001 444

www.montrosetransferstation.com.au
Operated by Grosvenor Lodge

Lysterfield Transfer Station

840 Wellington Rd Lysterfield
9753 5411

www.cleanaway.com.au/location/lysterfield/
Operated by Cleanaway

Nearby to Yarra Ranges

Knox Transfer Station

251 George St Wantirna South
9887 2222

www.knoxtransferstation.com.au/ Operated by KTS Recycling

Polystyrene Recycling

Monash Recycling & Waste Centre

380 Ferntree Gully Rd, Notting Hill
9518 3555 | www.monash.vic.gov.au


Foamex Victoria


31-33 Gatwick Rd, Bayswater North, VIC
03 8739 5800

www.styrocycle.com.au/where-to-recycle/

A to Z guide to waste and recycling

B Bundled Branches collection

 Detox your Home

 Rubbish Bin (bagged)

 FOGO bin

 Hard Waste collection

P recyclingnearyou.com.au

 Recycling Bin

CL Community Links

T Recovery & Waste Transfer Centre

O Charity/opportunity shop


I Search internet for disposal providers

PH Pharmacies

C Home Compost/Worm Farm


A

Aerosol cans (Empty) 

Aluminium cans 

Aluminium foil 

Asbestos 

Animal bedding (hay, straw) 

B


Bag ties 


Band aids 

Baskets 


Batteries including (NiCad, alkaline, NiMH)



Batteries (car) 

Beer bottles 


Biodegradable plastics 

Biscuit trays 

Blister packs 


Books (remove cover if non-paper or non-cardboard)  

Bottle tops (metal and plastic) 



Bottles (glass and plastic) 

Boxes (cardboard)  

Branches  

Bricks or rubble 


Buckets 

Building materials  

C



Cans 

Car/auto parts 


Carbon paper 

Cardboard  


Carpet/carpet underlay   

Cartridges (printer/toner)  

Cassette tapes 


Cellophane 

Cement sheet 


Ceramics (broken) 

Ceramics (intact) 

Cereal box inserts 

Cereal boxes 



Chemicals 


Chip packets 


Cigarette butts 


Cleaning rags 



Cling wrap 




Clothing / textiles  

Coat hangers 


Coffee cans & jars 

Coffee cups & lids 


Coffee pods/capsules  


Computer parts   


Concrete 

Cooking oil (soaked in paper) 

Corks 


Cosmetic glass jars 


Cotton wool buds 

Cups and saucers (broken) 

Cups and saucers (intact) 

Curtains 

Cutlery (metal) 

Cutlery (plastic) 


D

Detergent bottles (plastic) 

Disposable nappies (wrapped) 



Doors 

Drink cans 

Drums (empty) 

DVDs/CDs  


E

Electrical appliances  


Envelopes 


Energy efficient globes  



F


Face masks 

Fire extinguishers 


Fluorescent tubes 

Foam meat trays 


Foam underlay  

Foil (aluminium) 

Food cans 

Food waste 


Fridges  

Fruit scraps 

Furniture   

G





Garden waste  


Gas bottles (less than 9kgs) 




Glad wrap 

Grass clippings  





Greeting cards 















H
 Hot water units 
 Household chemicals 
 Household goods 
 Hypodermic needles 





I
 Ice cream containers and lids (plastic) (Codes 1,2,5) 




J
 Jar and Lids (metal and plastic) 
 Juice box 
 Junk mail 



K
 Kitty litter 

















L
 Leaves 
 Light bulbs & tubes - fluorescent (wrapped) 
 Lolly wrappers 
 Lunch boxes 










M
 Magazines 
 Manure 
 Margarine tub(Codes 1,2,5) 
 Matchboxes (empty) 
 Mattresses 
 Meat scraps 
 Meat trays (foam) 
 Medicine bottles (empty/rinsed) 
 Medicines 
 Metal items 
 Milk bottles (plastic or glass) 
 Milk containers (plastic) 
 Mobile phones 
 Motor oil 

N
 Nappies - disposable and biodegradable (wrapped) 
 Netting 
 Needles (sharps container) 
 Newspapers 





O
 Office paper 
 Oils (not motor oil) 
 Online shopping plastic satchels 


















Online shopping biodegradable satchel 
 Ovens 



P
 Paint 
 Paint tins (dry/empty) 
 Pallets 
 Pet food tins (rinsed) 
 Pet poo 
 Pharmaceuticals 
 Phonebooks 
 Picture frames 
 Pizza boxes 
 Placemats 
 Plant cuttings 
 Plant pots (plastic) 
 Plasterboard 
 Plastic bags (bagged) 
 Plastic bottles and containers 1, 2, 5 
 Plastic bottles and containers with codes 3,4,6,7 





Plastic strapping 
 Plastic baskets 
 Plastic wrap (soft plastic) 
 Plate glass (wrapped) 
 Polystyrene 
 Pots and pans 
 Printer/toner cartridges 
 Pyrex oven-ware (broken) 
 Pyrex oven-ware (intact) 

S
 Saucepans 
 School bags 
 Scrap metal 
 Seedling containers 
 Shoes 
 Shopping receipts 
 Smoke alarms 
 Soft drink bottles & cans 
 Spectacles 
 Sporting goods 
 Steel (other than tins and cans) 
 Stationery 
 Steel cans 

Stoves 
 Styrofoam 
 Sweet wrappers 
 Syringes (sharps container) 



T
 Take away containers (plastic) (codes 1,2,5) 
 Tea bags 
 Tea leaves (no bags) 
 Telephone books 
 Televisions 
 Textiles 
 Timber 
 Tin cans 
 Tissues 
 Toilet paper rolls 
 Tools 
 Toothpaste tubes 
 Toys (plastic) 
 Toys 
 Tree prunings 
 Twine 
 Tyres 

U
 UHT / Long life milk cartons 
 Utensils (Wooden) 


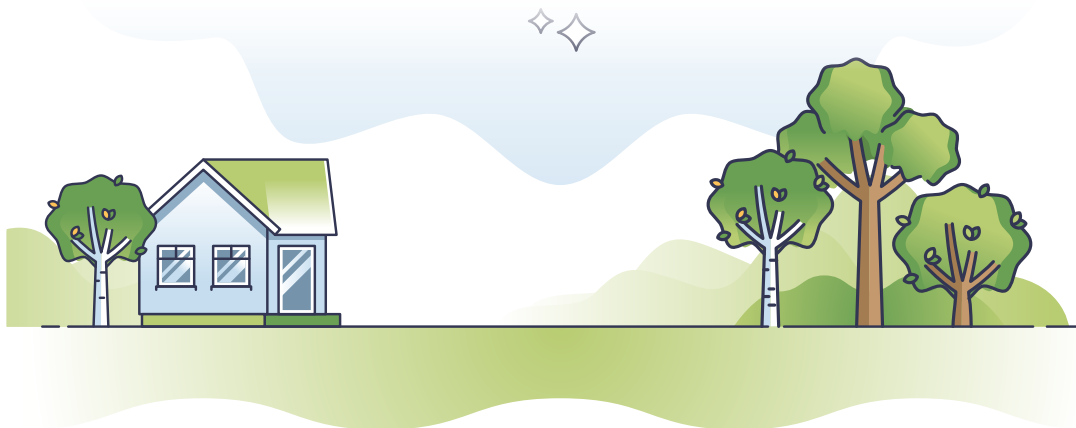
V
 Vacuum cleaner dust 
 Vapes 
 Vegetable scraps 
 Vinyl 

W
 Washing machines 
 Waxed cardboard & paper 
 Weeds 
 White goods 
 Windows 
 Wine bottles 
 Wipes (baby, cleaning) 
 Wrapping paper 

X
 X-rays 

Y
 Yoghurt tub (Codes 1,2,5) 
 Yoghurt pouches 

Let's keep Yarra Ranges beautiful



Go to QR code or
yarraranges.vic.gov.au/wasteplan

Need another language?

Please call the Translating and Interpreter Service on 131 450 and ask them to call Yarra Ranges Council.

Yarra Ranges Council
PO Box 105
Lilydale VIC 3140
1300 368 333 | mail@yarraranges.vic.gov.au
yarraranges.vic.gov.au

