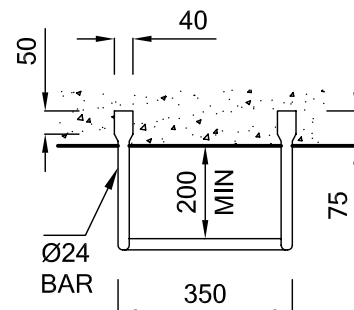
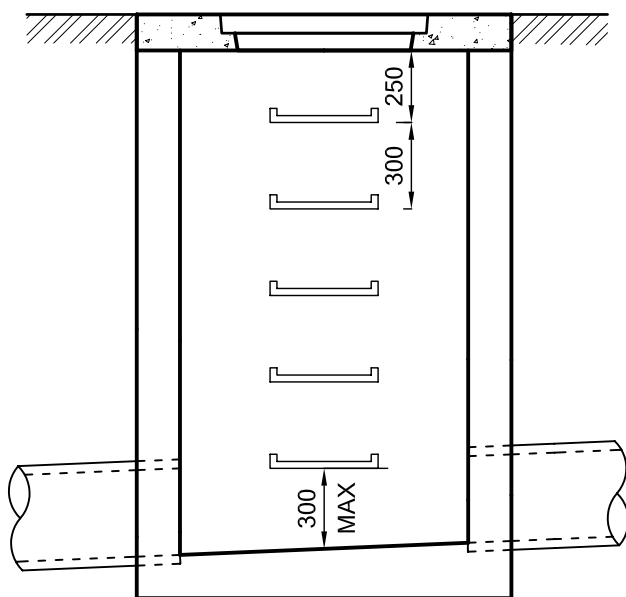


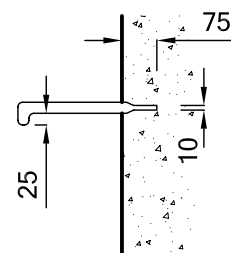
PLAN



STEP IRON



SECTION A-A



SECTION B-B

NOTES:

1. ALL DIMENSIONS ARE IN MILLIMETRES UNLESS STATED OTHERWISE
2. PITS DEEPER THAN 1000mm TO BE FITTED WITH STEP IRONS AS SHOWN
3. STEP IRONS TO BE LOCATED:
  - DIRECTLY BELOW THE OPENING IN THE COVER
  - DESIRABLY ON A WALL WITHOUT PIPE OPENINGS
  - DESIRABLY ON EITHER OF THE LONG SIDES OF THE PIT
4. STEEL FOR STEP IRONS TO BE STRUCTURAL GRADE 250 TO AS1204
5. STEP IRONS TO HAVE ROUNDED EDGES AND BE HOT DIP GALVANISED AFTER FABRICATION
6. PROPRIETARY STEPS SUCH AS THE GATIC PS2-PF POLYPROPYLENE STEPS (OR APPROVED EQUIVALENT) MAY BE USED AND INSTALLED ACCORDING TO MANUFACTURER'S SPECIFICATIONS

AMENDMENTS	DATE		STEP IRON INSTALLATION		DRAWN BY: WDA
ORIGINAL - WDA	8/97				MANAGER CIVIL DEVELOPMENT SERVICES
UPDATED NOTES & DETAILS	1/07				